SOSEN

SPECIFICATIONS

SS-200NP-300B CC DRIVER

Model: SS-200NP-300B

Power: 200W

Rev.: V00

Release date: 2026-10-10



SS-200NP-300B LED DRIVER

Features

- Efficiency up to 96%
- Isolated dimming:1-10V,PWM,Resistor
- Time-controlled programmable
- Timed Dimming (TIM), End-of-Life Alert (ELA), Constant Lumen Output (CLO)
- Protections: SCP/OTP/OVP/UVP
- Wide output voltage range
- Surge protection: CM: 10kV,DM: 6kV
- Long service life
- IP65
- Warranty: 5 years

RoHS IP65

Description

SS-200NP-300B is a 200W linear, non-isolated constant-current driver designed for a 90–305 VAC input voltage range. This series is specifically designed forLED lighting, featuring a compact, all-in-one enclosure and fully potted thermal silicone gel to ensure efficient heat dissipation. It offers ultra-high efficiency, high reliability, and excellent cost-performanceratio.

Applications:

Suitable for sports field lights, streetlights, tunnel lights, stage lights, industrial and mining lights, floodlights, and more.

Model List

Model	AC Input Range	Max. Pout	Vout Range	Recommended Volltage	Iout Range	Default Current	THD (Typ.)	PF (Typ.)	Eff. (Typ.)	Max.Tc
SS-200NP-300B	90-305Vac	200W	180-300V	260V-300V	0.27-1.0A	0.83A	8%	0.97	96%	90°C

Note:

1.Default Tested: at 230Vac, full load, Ta 25°C.

2.The performance of the LED Driver can be guaranteed within the full power Vo range.The voltage lower than full power Vo range,it is need to test the performance with the LED module.

SHENZHEN SOSEN ELECTRONICS CO.,LTD.

10F, Pengzhanhui No 1 Building, Zhongxin Road No 233, Xinqiao Street, Baoan District, Shenzhen, China

0755-29358800 www.sosen.com sosen@sosen.com

Input Characteristics:

Parameter	Min.	Typ.	Max.	Remark
Rated AC Input Range	100Vac		200Vac	Ta:50°C,Reference Derating Curve
	200Vac		277Vac	Ta:55°C
AC Input Range	90Vac		305Vac	Automatic Derating Reference Derating Curve
Input DC Voltage Range	127Vdc		300Vdc	
Input Frequency Range	47Hz	50/60Hz	63Hz	
Max Input Current			2.4A	120Vac, Full load
Max Input Power			240W	120Vac, Full load
Max Inrush Current(120Vac)			60A	Cold start
Max Inrush Current(230Vac)			80A	Cold start
Max Inrush Current(277Vac)			100A	Cold start
Power Factor	0.95	0.97		230Vac, Full load
	0.90			120-277Vac, 70%-100% load
THD		8%	10%	230Vac, Full load
			20%	120-277Vac,70%-100% load

SHENZHEN SOSEN ELECTRONICS CO.,LTD.

10F, Pengzhanhui No 1 Building, Zhongxin Road No 233,
Xinqiao Street, Baoan District, Shenzhen, China
0755-29358800 www.sosen.com sosen@sosen.com

Output Characteristics

Parameter	Min.	Typ.	Max.	Remark
O/P Voltage Range	180V		300V	Power derated @180-200V
Rated O/P Voltage	200V		300V	Po=Vo*Io=200W, Full load
Rated O/P Current	0.66A		1.0A	1.0A for 200V,0.66A for 300V
Adj. O/P Current (AOC) Range	0.27A		1.0A	
No Load Voltage			350V	
Efficiency @120Vac	92.5%	93.0%		Output 300V/0.66A
Efficiency @220Vac	93.5%	96.0%		Output 300V/0.66A
Efficiency @277Vac	94.0%	96.5%		Output 300V/0.66A
O/P Current Tolerance	-5%		+5%	
O/P Current Ripple(PK-AV)		5%	10%	Full load
Start-up Current Overshoot			10%	Full load
Start-up Time			1.0S	120Vac,Full load
			0.5S	230-277Vac,Full load
Line Regulation	-5%		+5%	Full load
Load Regulation	-5%		+5%	
OTP	90°C	93°C	96°C	Drop current when OTP, and it can be automatically restored after the abnormality is removed. Software-configurable.
Short Circuit Protection				Driver will not be damaged Constant current mode or hiccups

SHENZHEN SOSEN ELECTRONICS CO.,LTD.

10F, Pengzhanhui No 1 Building, Zhongxin Road No 233, Xinqiao Street, Baoan District, Shenzhen, China
0755-29358800 www.sosen.com sosen@sosen.com

Output Characteristics

Parameter		Min.	Typ.	Max.	Remark
1-10V Dimming (Configurable)	Dim Vmax	1V		12V	DIM+ source current 110uA. Reverse connection of DIM+ and DIM- is strictly prohibited. Programmable from 5 V to 0 V
	Dim Range	10%Iomax		100%Ioset	
	Rec.Dim Range	1V		10V	
10–1 V negative logicDimming function (Configurable)	Recommended dimming voltage	1V		10V	DIM+ input current: max. 40 μA Reverse connection of DIM+ and DIM- is strictly prohibited Programmable from 5 V to 0 V
PWM Dimming	PWM High	9.8V		10.2V	DIM+ source current 110uA.
	PWM Low	0V		0.3V	Dimming prohibits reverse connection
	Frequency	1KHz		2KHz	
	PWM Duty	10%		100%	
Resistor Dimming	Resistance	0Kohm		100Kohm	DIM+ source current 110uA.
	Dim Range	10%Iomax		100%Ioset	
Timer function		Microcontroller Program			Set the timer via the program
Lifetime(Tc≤85°C)		≥50,000 hours			80% load
MTBF		200,150 hours			230Vac,Full load, Ta=25°C (MIL-HDBK-217F)
Tc		90°C			
Warranty		5 years			Tc 85°C
Net Weight		500g			
Dimension		144mm*55mm*32mm			L x Wx H

NOTE: All the parameters above are tested Ta 25°C and LED load, unless specified.

SHENZHEN SOSEN ELECTRONICS CO.,LTD.

10F, Pengzhanhui No 1 Building, Zhongxin Road No 233, Xinqiao Street, Baoan District, Shenzhen, China
0755-29358800 www.sosen.com sosen@sosen.com

Environmental Requirements

Parameter	Min.	Typ.	Max.	Remark
Operating Temperature(Tcase)	-40°C	25°C	+90°C	
Storage Temperature	-40°C	25°C	+90°C	
Operation Humidity	10%RH		90%RH	
Storage Humidity	5%RH		95%RH	
Altitude	-65m		4000m	

Safety and EMI/EMS Standards

Certification	Standard	Status	Remark
UL	UL8750		
CUL	CAN/CSA C22.2 No.250.13		
ENEC	EN 61347-1 EN 61347-2-13 EN IEC 62384	✓	
RCM	AS/NZS61347.2.13		
CCC	GB/T 19510.1 GB/T 19510.213	✓	
CE	EN 61347-1 EN 61347-2-13 EN 62493	✓	
	EN 301 489-1 EN 301 489-3 EN 300 330 EN 62479/EN 50663/EN 50665/EN 50364	✓	
UKCA	EN 61347-1 EN 61347-2-13 EN 62493 BS EN 61347-1 BS EN 61347-2-13 BS EN 62493		
EAC	EN 61347-2-13 EN 61347-1 TP TC 004/2011 TP TC 020/2011		

SHENZHEN SOSEN ELECTRONICS CO.,LTD.
10F, Pengzhanhui No 1 Building, Zhongxin Road No 233, Xinqiao Street, Baoan District, Shenzhen, China
0755-29358800 www.sosen.com sosen@sosen.com

Safety and EMI/EMS Standards

EMI/EMS	Criterion	Status	Remark
Conduction Emission	EN IEC 55015	✓	230Vac
	GB/T 17743		
	FCC Part 15 Subpart B;ANSI C63.4		120/277Vac;ClassB
Radiation Emission	EN IEC 55015	✓	230Vac
	GB/T 17743		
	FCC Part 15 Subpart B;ANSI C63.4		120/277Vac;ClassB
Harmonic Current Emissions	EN IEC 61000-3-2	✓	ClassC
	GB 17625.1		ClassC
Surge	IEC EN61000-4-5	✓	DM: 6kV,CM: 10kV,Criterion B
	ANSI/C82.77-5	✓	DM: 6kV,CM: 6kV,Criterion B
Ring Wave	IEC EN 61000-4-12	✓	DM: 6kV,CM: 6kV,Criterion B
	ANSI/C82.77-5	✓	DM: 6kV,CM: 6kV,Criterion B

SHENZHEN SOSEN ELECTRONICS CO.,LTD.

10F, Pengzhanhui No 1 Building, Zhongxin Road No 233,
Xinqiao Street, Baoan District, Shenzhen, China
0755-29358800 www.sosen.com sosen@sosen.com

Safety Test Items

Safety Test Items	Technical Indicators		Remark
Insulation Requirements	ENEC Insulation Requirements	CCC Insulation Requirements	
Input-Case	2U+1000Vac	2U+1000Vac	Basic insulation
Input-Dim	4U+2000Vac	4U+2000Vac	Reinforced insulation;
Dim-Case	500Vac	500Vac	Basic insulation
Insulation Resistance	≥10MΩ		Input-Dim,Test voltage:500Vdc
Ground Resistance	≤0.1Ω		25A/1min
Leakage Current	≤0.75mA		277Vac

NOTE:

1. SOSEN warrants the LED Driver itself complies with EMC standard. However, LED Driver's EMC should be re-checked when integrated into lighting systems due to unexpected interference of components.
2. For voltage withstand test, short-circuit between L/N, short-circuit between output line positive/negative, short-circuit between dimmer line and VPP or between dimmer line and auxiliary source positive/negative.

Performance Curves

Input Inrush Current

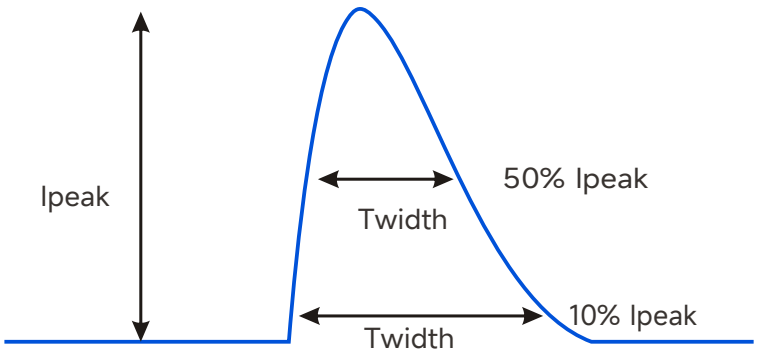

Vin	Ipeak	T(@10% of Ipeak)	T(@50% of Ipeak)
120Vac	60A	1000uS	350uS
230Vac	80A	800uS	350uS
277Vac	100A	600uS	350uS

SHENZHEN SOSEN ELECTRONICS CO.,LTD.
10F, Pengzhanhui No 1 Building, Zhongxin Road No 233, Xinqiao Street, Baoan District, Shenzhen, China
0755-29358800 www.sosen.com sosen@sosen.com

Performance Curves

Output Voltage Vs. Output Current(Dim/AOC Window)

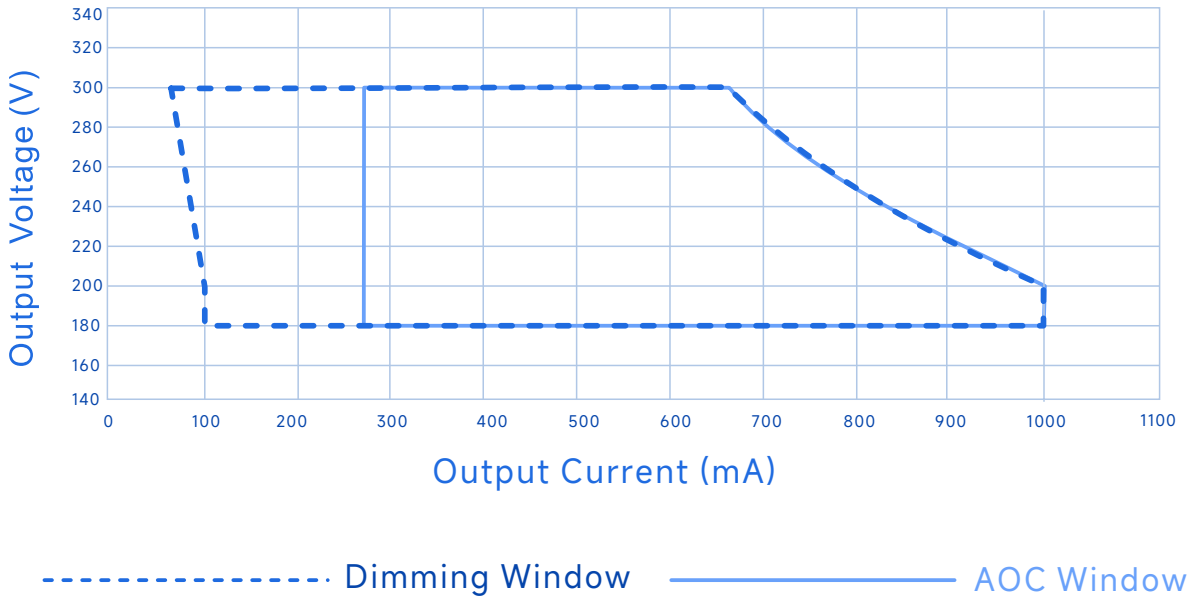

Efficiency Vs. Output Voltage (Vin=120Vac)

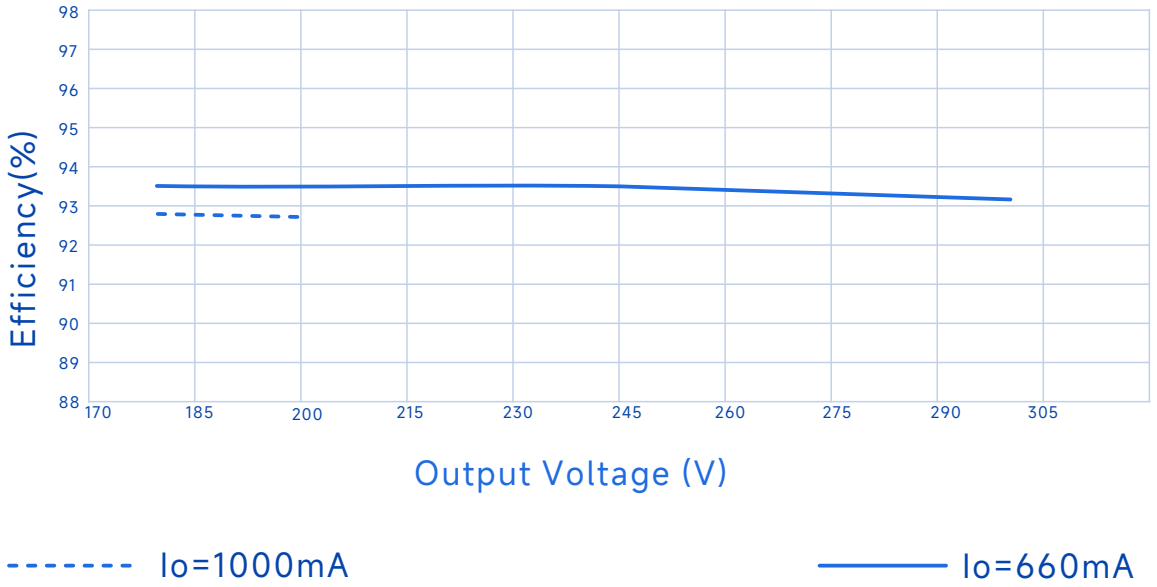

SHENZHEN SOSEN ELECTRONICS CO.,LTD.
10F, Pengzhanhui No 1 Building, Zhongxin Road No 233, Xinqiao Street, Baoan District, Shenzhen, China
0755-29358800 www.sosen.com sosen@sosen.com

Performance Curves

Efficiency Vs. Output Voltage (Vin=230Vac)

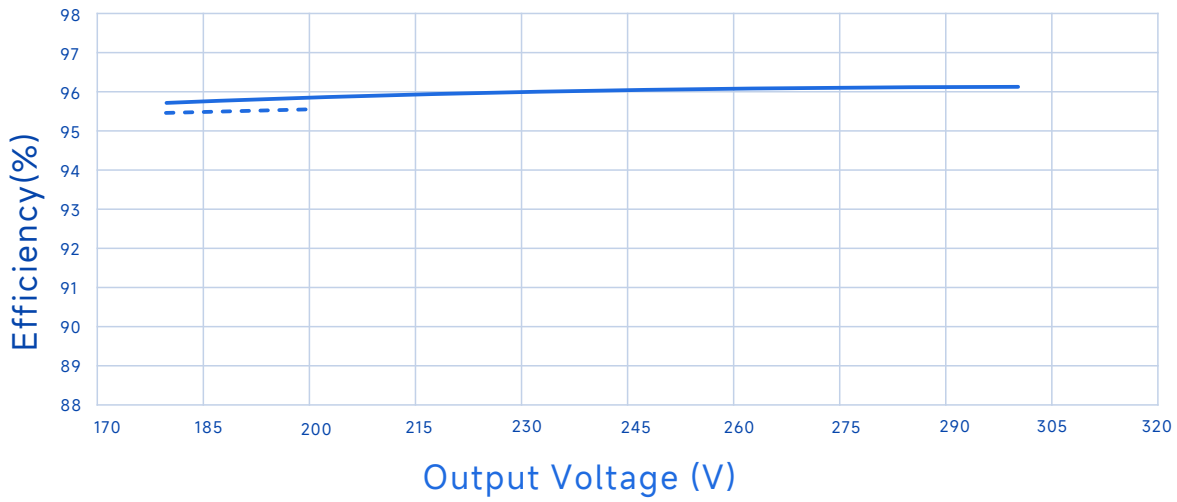

------- Io=1000mA ——— Io=660mA

Efficiency Vs. Output Voltage (Vin=277Vac)

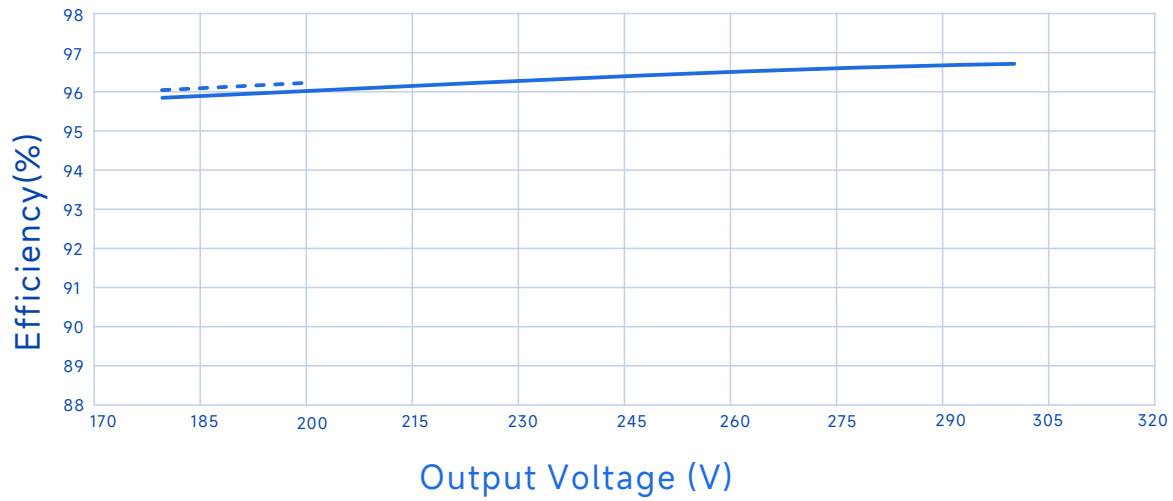

------- Io=1000mA ——— Io=660mA

SHENZHEN SOSEN ELECTRONICS CO.,LTD.
10F, Pengzhanhui No 1 Building, Zhongxin Road No 233, Xinqiao Street, Baoan District, Shenzhen, China
0755-29358800 www.sosen.com sosen@sosen.com

Performance Curves

Power Factor Vs. Output Power

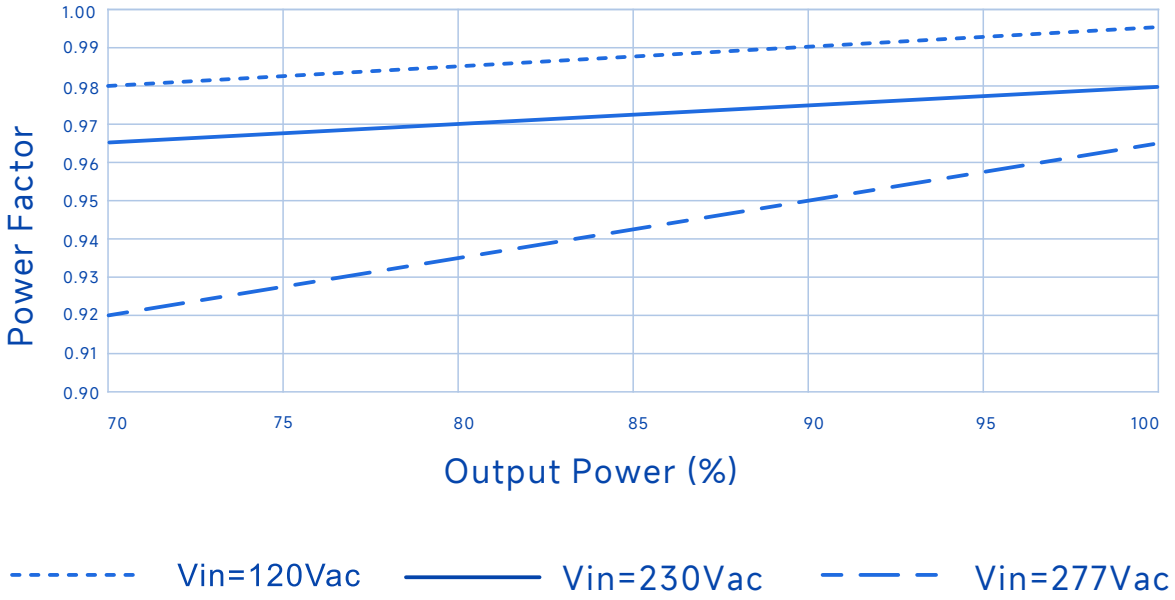

THD Vs. Output Power

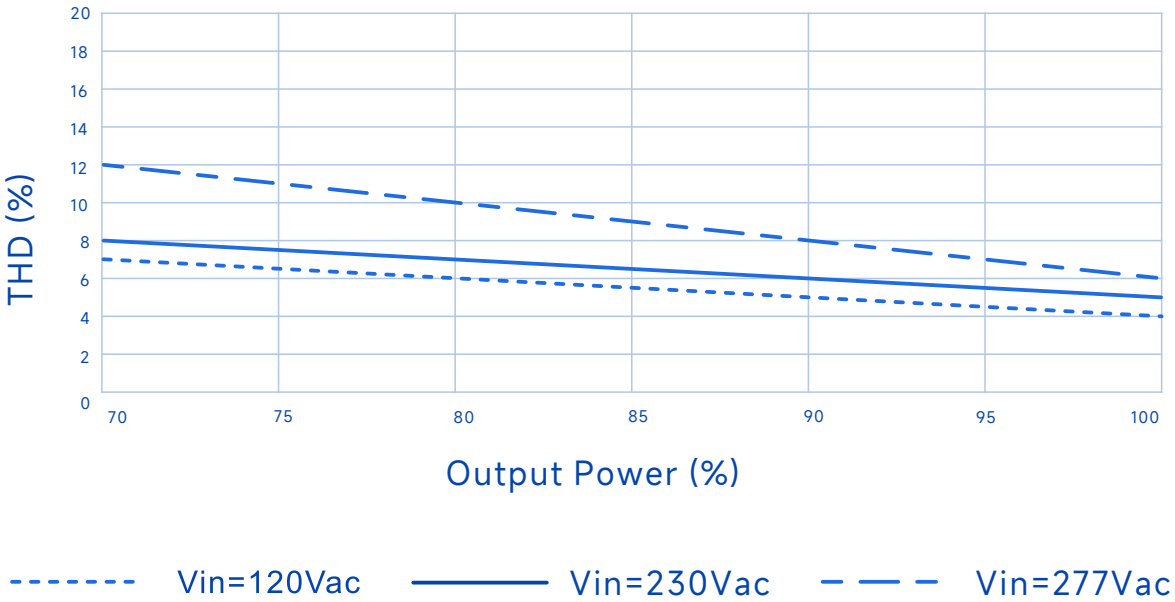

SHENZHEN SOSEN ELECTRONICS CO.,LTD.
10F, Pengzhanhui No 1 Building, Zhongxin Road No 233, Xinqiao Street, Baoan District, Shenzhen, China
0755-29358800 www.sosen.com sosen@sosen.com

Performance Curves

Output Power Vs. Input Voltage

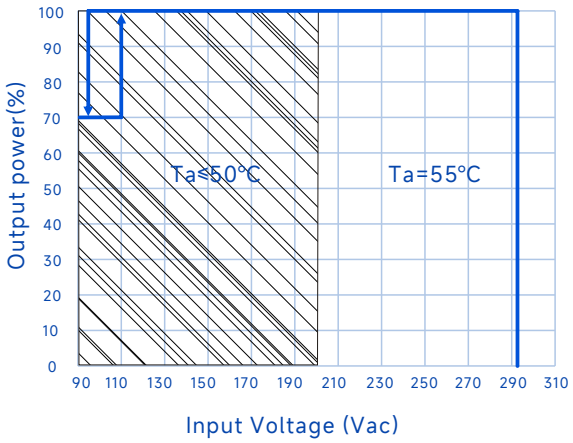

Output Power Vs. Case Temperature

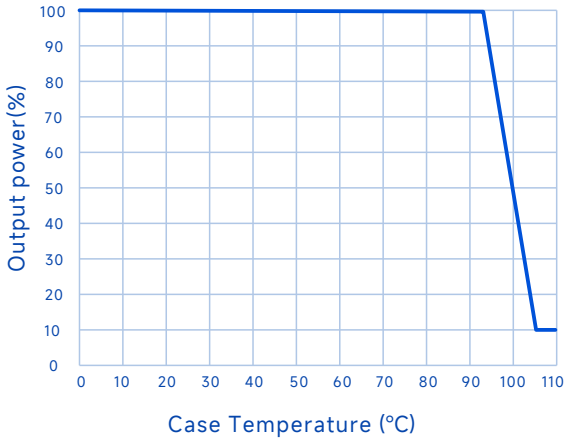

Output Power Vs. Dimming

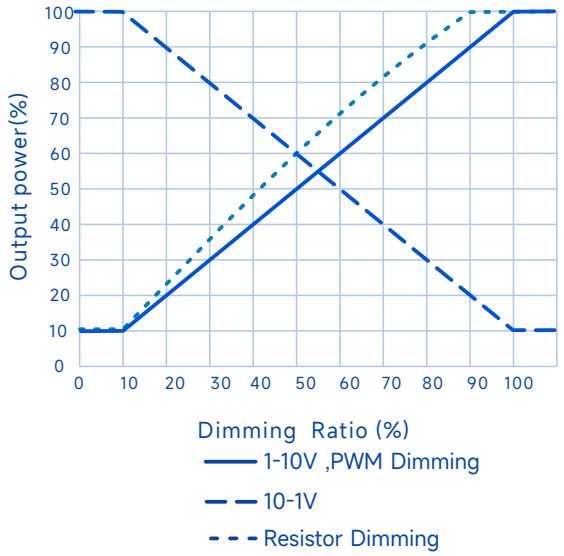

Lifetime Vs. Case Temperature

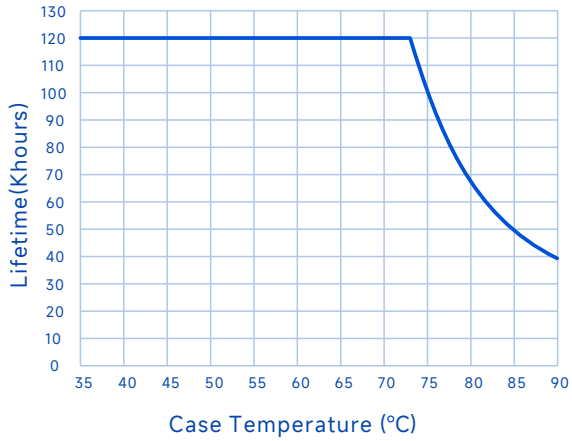

SHENZHEN SOSEN ELECTRONICS CO.,LTD.
10F, Pengzhanhui No 1 Building, Zhongxin Road No 233, Xinqiao Street, Baoan District, Shenzhen, China
0755-29358800 www.sosen.com sosen@sosen.com

Programming connection diagram

Legacy Timer: Driver's O/P follows the pre-programmed timing curve after turn-on.
Auto-Adjust by Percentage: Driver's O/P will be adjusted by automatically changed dimming curve by the period percentage based on the latest 5 dimming curve.
Auto-Adjust by Mid-point: Driver's O/P will be adjusted by automatically changed dimming curve by mid-point based on the latest 5 dimming curve.

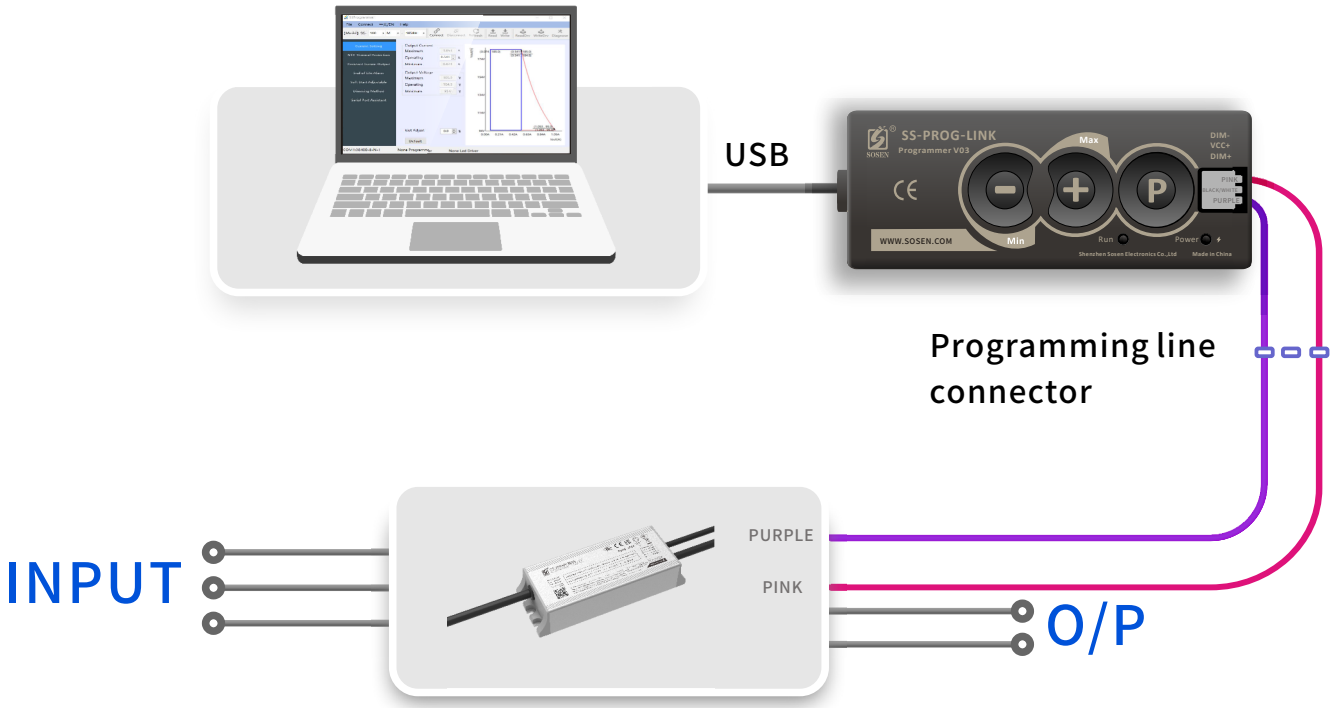

Note:

For details, please refer to the Sosen SS-PROG-LINK Programmer Manual.

SHENZHEN SOSEN ELECTRONICS CO.,LTD.
10F, Pengzhanhui No 1 Building, Zhongxin Road No 233, Xinqiao Street, Baoan District, Shenzhen, China
0755-29358800 www.sosen.com sosen@sosen.com

Dimming parameter settings

Parameter			Remark
Default setting	Positive logic dimming (1-10V)	Dimming voltage default 10V (source current)	
	Negative logic dimming (10-1V)	Dimming voltage default 1V (sink current)	
Dimming optional function	Positive logic dimming (1-10V)	Dimming voltage default 1V (sink current) Resistance dimming not available	

Note: Select “Default dimming voltage 10V (output current)” or “Default dimming voltage 1V (input current)” based on the dimmer used by the end user.

Settings Interface

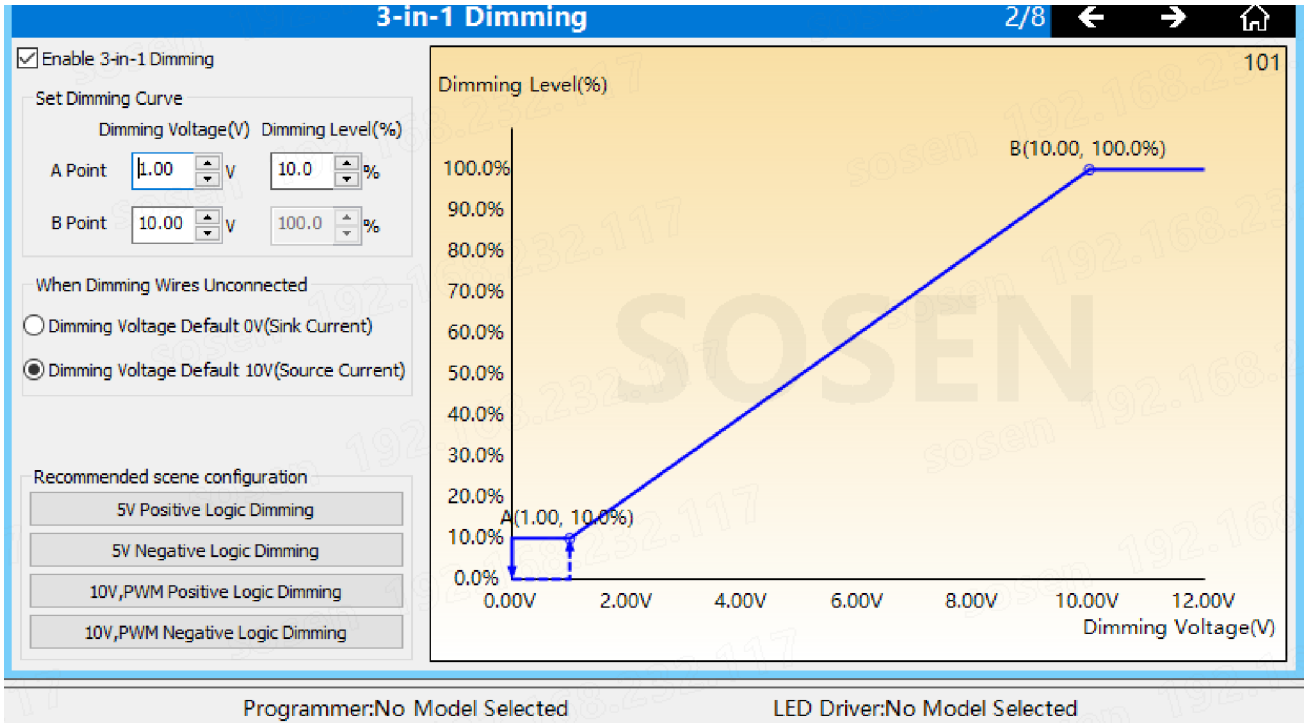

SHENZHEN SOSEN ELECTRONICS CO.,LTD.
10F, Pengzhanhui No 1 Building, Zhongxin Road No 233, Xinqiao Street, Baoan District, Shenzhen, China
0755-29358800 www.sosen.com sosen@sosen.com

Mechanical Characteristic

Wire Specifications

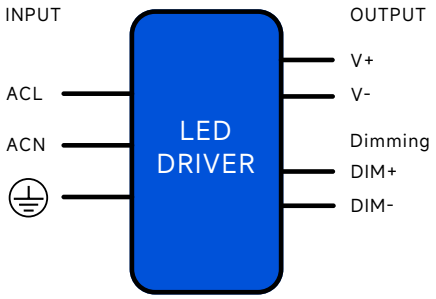

AC Input Cable (Exposed Length 450±10mm):

EU model : H05RN-F, 3 × 1.0 mm², O.D: 7.2 mm, Brown: L, Blue: N, Yellow-Green ⏚

DC O/P Cable (Exposed Length 250±10mm):

EU model : H05RN-F, 2 × 1.0 mm², O.D: 7.0 mm, Brown: V+, Blue: V-

DIM Cable (Exposed Length 220±10mm):

UL model: 21996, 2*22AWG, O.D: 4.7mm, Purple: DIM+, Pink: DIM-

AC Input Cable,DC O/P Cable,DIM/AUX Power/Programming Cable:
Peeled length of cable:43±5mm, Tinned length of wire:10±2mm.

Dimensions and Mounting Dimensions

Name Description	Standard Code	mm(In.)
Overall Length	L1	144(5.67)
Mounting Hole Length	L2	137.4(5.41)
Case Length	L3	128(5.04)
Case Width	W1	55(2.17)
Mounting Hole Width	W2	32(1.26)
Case Height	H	32(1.26)
TC Point Position	X	125(4.92)
TC Point Position	Y	16(1.02)
Mounting Hole Width	F	4.4(0.173)

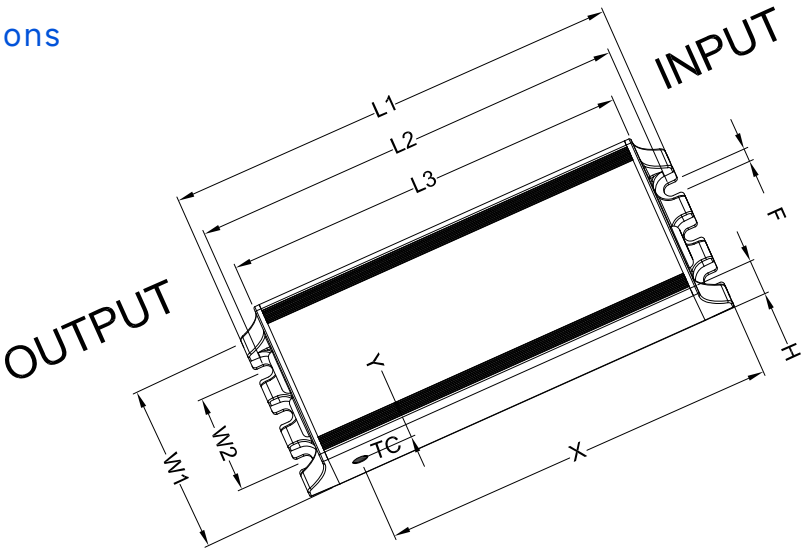

Note
Please follow the "LED Driver User Manual" obtained from SOSEN's official website for assembly.

SHENZHEN SOSEN ELECTRONICS CO.,LTD.
10F, Pengzhanhui No 1 Building, Zhongxin Road No 233, Xinqiao Street, Baoan District, Shenzhen, China
0755-29358800 www.sosen.com sosen@sosen.com

Assembly Tips

1. The product is not permitted for use in rain/water environments without protection.
2. It is recommended that the entire light fixture have an IP rating of IP65 or higher.
3. The trace routing on aluminum substrates is designed in compliance with creepage distance requirements specified by relevant certification regulations.
4. The creepage distance between LED+ and LED- on the aluminum substrate is designed in compliance with the relevant certification regulations.
5. Minimize the copper area on the aluminum PCB to reduce parasitic capacitance and leakage current.
6. It is recommended to design LED beads in parllel first and then in series.
7. The insulation level of LED light panels should meet the reliability design requirements.
8. It is recommended not to exceed the parameters used in the specification, otherwise it may lead to a higher risk of power supply reliability.
9. For other precautions, please refer to the "LED Driver User Manual".
10. SOSEN reserves the right of final interpretation of the above parameters.

Warning

Insufficient or compromised insulation voltage resistance in LED light panels may cause breakdown and short circuits to earth, resulting in damage to the luminaire and LED driver, and posing significant safety hazards. It is recommended to install a residual current device (RCD) during application.

Package

- Outside carton dimension: L×W×H =325mm×315mm×165mm;
- 20PCS/Carton;
- Net weight/Piece: 0.5kg;Gross weight/Carton: 12kg;
- Please refer to the product name, model number, manufacturer identification, QC PASS, manufacturing date on the package.

Transportation

Packaging is designed suitable for transportation by trucks, vessels and flights. The products should be avoided direct sunlight and rain, loaded/unloaded with caution.

Storage

The product storage meets the standard of the GB 3873—83.
Products should be rechecked if stored for over 1 year before assembly.

RoHS

Products comply with RoHS Directive (2011/65/EU) and amendment 2015/863/EU.

SHENZHEN SOSEN ELECTRONICS CO.,LTD.
10F, Pengzhanhui No 1 Building, Zhongxin Road No 233, Xinqiao Street, Baoan District, Shenzhen, China
0755-29358800 www.sosen.com sosen@sosen.com

Revision History

Version	Description of Update	Updated Date	Remark
V00	Original Release	2026/10/10	

SHENZHEN SOSEN ELECTRONICS CO.,LTD.

10F, Pengzhanhui No 1 Building, Zhongxin Road No 233,
Xinqiao Street, Baoan District, Shenzhen, China
0755-29358800 www.sosen.com sosen@sosen.com